

Set Your School Year Up for Success

Get Started With These 7 Key Tools in D2L Brightspace on Day One

As a teacher, you have a lot on your plate. When technology is introduced to the classroom, each new tool must be strategic and helpful, and you need to be able to easily get up and running on day one.

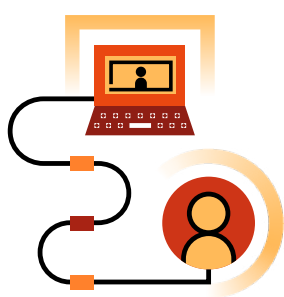
Brightspace tailors the experience to the unique needs of every teacher. Choose to use the base functionalities of a tool or dive deeper to benefit from more powerful settings. This makes it easy to hit the ground running while meeting your individual needs.

Here are some of the key tools that you can get started with on day one to help lay the foundation for a successful school year.



Communication

Encourage and facilitate active communication between students, teachers and parents to support better learning outcomes.



Announcements

- Create a bulletin board of important information for students.

Activity Feed

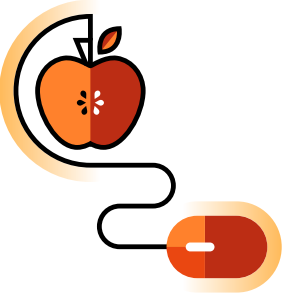
- Encourage two-way communication with students right on the homepage.
- Post topics such as a daily agenda, which also gets shared with parents and guardians.

Brightspace Parent & Guardian

- Provide parents and guardians with a window into the classroom.
- Share the Activity Feed, Portfolio items, Work To Do and Grades, all with ease.
- Automate weekly activity summaries to reduce repetitive manual communications.

Engagement

Share learning materials and encourage students to get involved in documenting their learning.



Portfolio

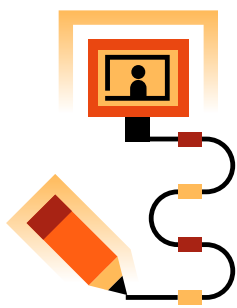
- Review, assess and provide feedback on artifacts that students add to their Portfolios.
- Share items and feedback with parents and guardians, using just one click.

Content

- Keep all your teaching resources in one place, tie each to learning outcomes, and decide what students can see and when with visibility options.
- Learn best practices of creating and using content with your D2L Customer Success team.

Assessment

Assess any type of activity, including electronic, paper and observational assessments in the class, and provide efficient, rich and meaningful feedback.

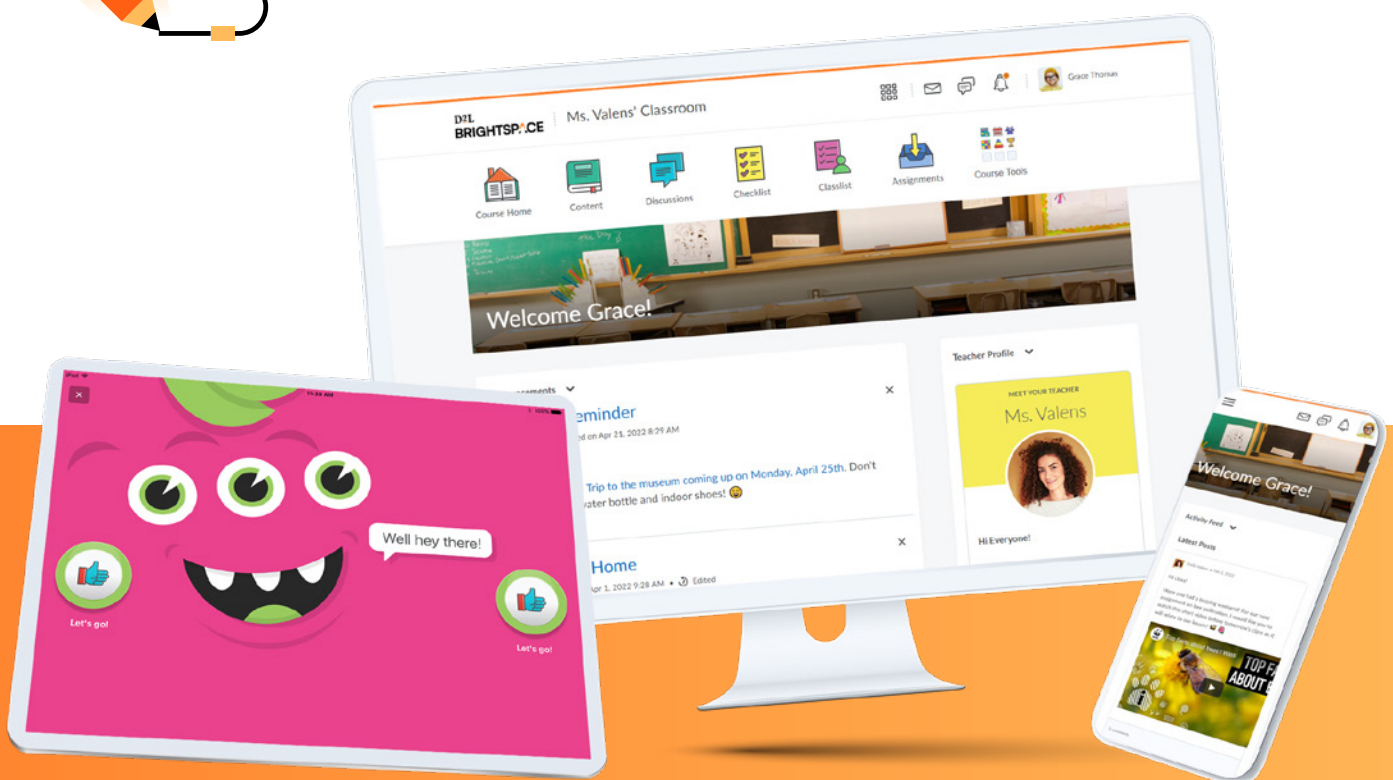


Assignments and Quizzes

- Provide, collect and evaluate a variety of assessments.
- Utilize auto grading, implement accommodations and personalize settings to meet individual learner needs.

Grades

- View grades in a traditional format or in a holistic Mastery View, which you can use to see achievement on a specific standard for individual learners or across the entire class.



Our team will help get you up to speed quickly with pedagogically sound training that's built by teachers, for teachers. We're here to help every step of the way.

[Dive Deeper With the K-12 Getting Started Guide >](#)